



TIF SE 1505-1  
NIBE F130  
M11766

# SOUND POWER LEVEL F130

## A-weighted sound power level according to EN 12102

### dBA re 1pW

Exhaust air		Min <sup>1</sup>	Nominal <sup>2</sup>	Max <sup>3</sup>
Product	L <sub>W(A)</sub>	42,5	45,5	47,5
Extract air	L <sub>W(A)</sub>	54,5	61,0	62,5
Exhaust air	L <sub>W(A)</sub>	48,0	51,5	54,0

<sup>1</sup> 200 m<sup>3</sup>/h at 60 Pa

<sup>2</sup> 250 m<sup>3</sup>/h at 150 Pa

<sup>3</sup> 300 m<sup>3</sup>/h at 200 Pa

## A-weighted sound power level according to EN 12102

### dBA re 1pW

Surrounding air		Min <sup>1</sup>	Nominal <sup>2</sup>	Max <sup>3</sup>
Product	L <sub>W(A)</sub>	-	47,0	-

<sup>2</sup> 100 m<sup>3</sup>/h with air filter and silencer

## Sound power level according to EN 12102

### dB re 1pW

Exhaust air		Min <sup>1</sup>	Nominal <sup>2</sup>	Max <sup>3</sup>
Product	L <sub>W</sub>	51,5	54,0	55,0
Extract air	L <sub>W</sub>	65,5	71,0	75,5
Exhaust air	L <sub>W</sub>	59,0	65,5	66,5

<sup>1</sup> 200 m<sup>3</sup>/h at 60 Pa

<sup>2</sup> 250 m<sup>3</sup>/h at 150 Pa

<sup>3</sup> 300 m<sup>3</sup>/h vid 200 Pa

## Sound power level according to EN 12102

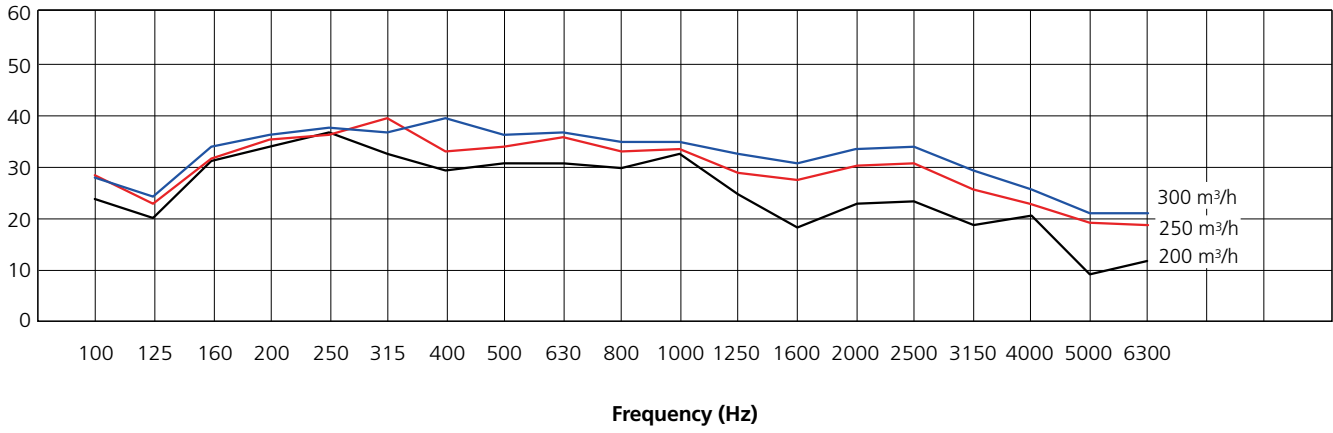
### dB re 1pW

Surrounding air		Min <sup>1</sup>	Nominal <sup>2</sup>	Max <sup>3</sup>
Product	L <sub>W</sub>	-	58,2	-

<sup>2</sup> 100 m<sup>3</sup>/h with air filter and silencer

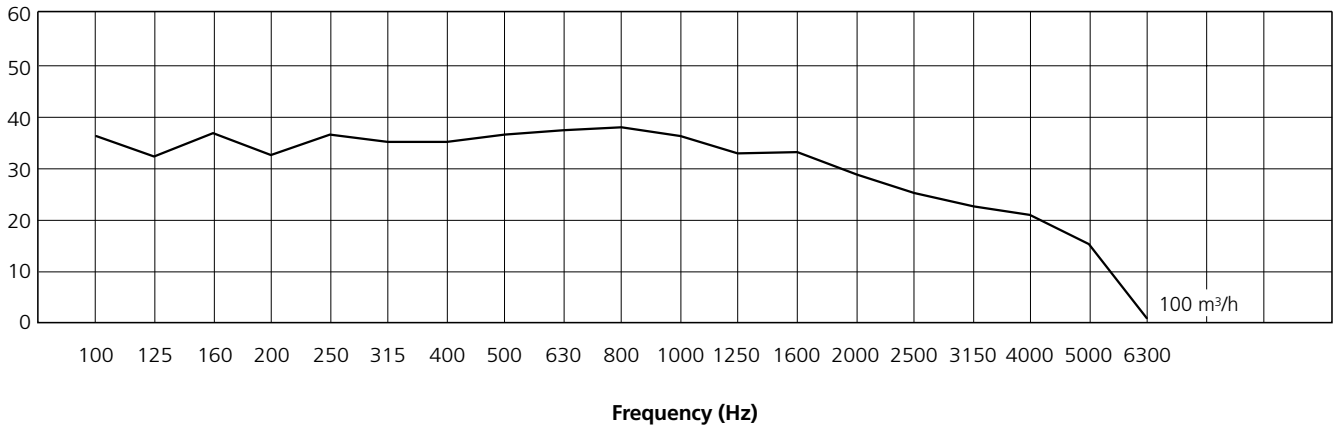
### Exhaust air

Sound power level  
(dBA re 1pW)



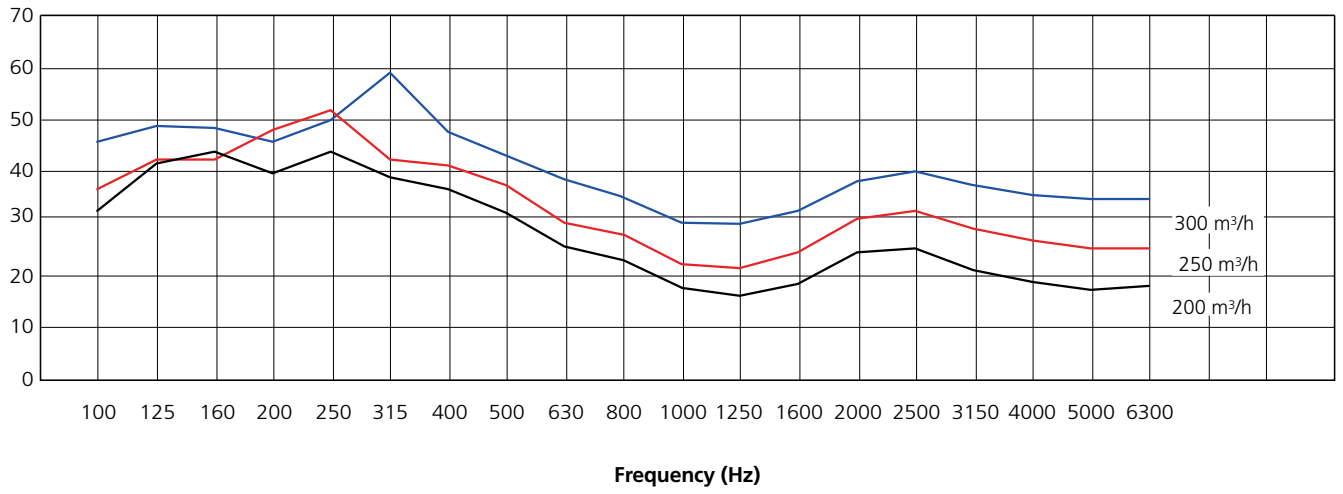
### Surrounding air

Sound power level  
(dBA re 1pW)



### Extract air duct

Sound power level  
(dBA re 1pW)



### Exhaust air duct

Sound power level  
(dBA re 1pW)

